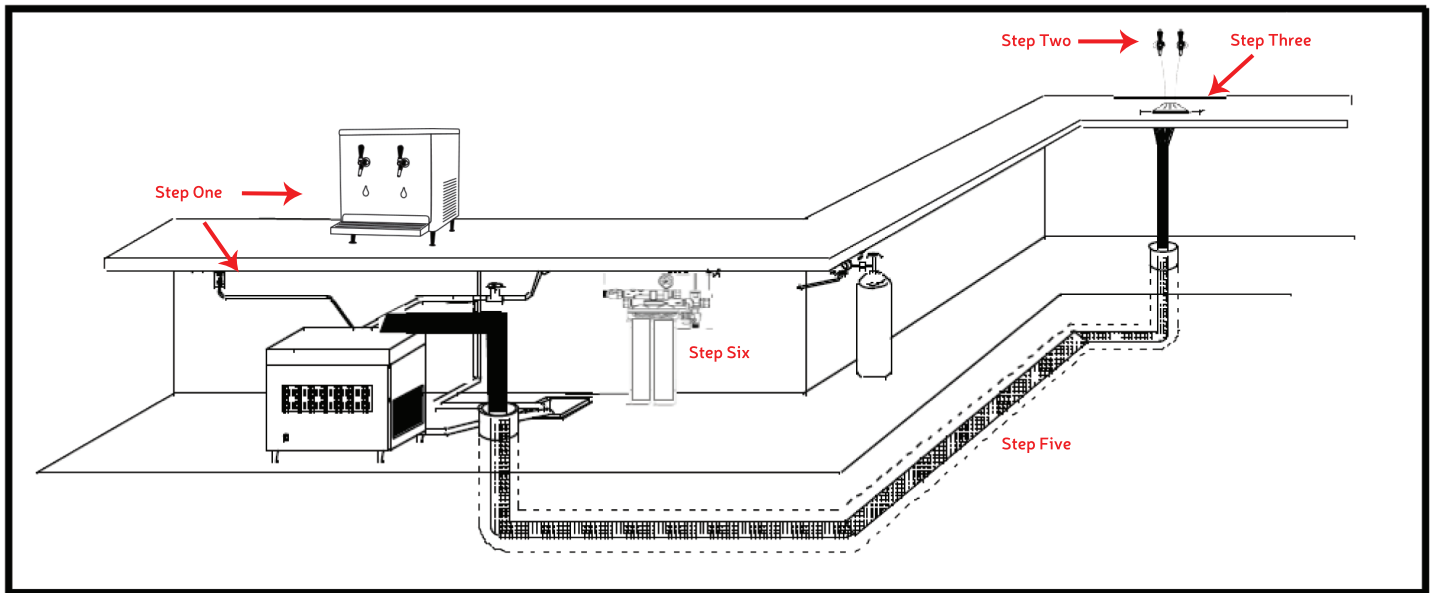




Still & Sparkling
Pure & Simple
2016 List Price Book

Sizing and Specifying Guide for the Crysalli Remote Chiller Models



Quick List

Step One

Select your package between Countertop or Remote Chiller

For Remote Chiller proceed to Step 2

For Countertop proceed to Step 4

Step Two

Select a tower and the number of taps needed

Step Three

Select a drip/drain pan

Step Four

Select your Crysalli Chiller Unit

Step Five

Choose an installation kit and

Add an additional trunk line if required

Step Six

Select a water filtration system

In order to have a complete system, you must make a selection in Steps 1-6

1 STEP

Remote Chiller or Countertop Configuration

Make a decision between choosing a remote chiller or countertop unit
If you selected a remote chiller unit, proceed to Step 2
If you selected a countertop unit, proceed to Step 4

Featured Benefits

Countertop

- Stylish curved look with mirrored stainless exterior
- 4 model sizes for different volume needs
- Minimal countertop space use for large volume systems
- Pull Handle dispensing valve styles are great for wait staff service use
- Push Button dispensing styles are ideal for self-service use
- Single piece of equipment package just add the filter system; easy install
- Self-contained refrigeration
- Easy service accessibility
- Average dispensing temps of 34-40 degrees
- Cold Carbonation for ideal sparkling water bubbles

Product Styles

- Commercial Remote Chillers
 - Sparkling and Still
 - Still Chilled only
 - Used with Draft Tower options
- Commercial Countertop Chillers
 - Sparkling and Still
 - 2 and 3 valve configurations
 - Still Chilled only
- Low Volume CP Series
 - Undercounter Chillers
 - Countertop Chillers
- Always include an Install Kit with new installation systems
- Always include water filtration system with new installations
 - Contact your local Distributor for replacement water filter cartridges

Remote Chillers

- Pair with different draft tower dispensing options
- Sleek CBR draft towers in Chrome or White
- Illuminated Medallion style draft towers
- Push Button dispensing towers
- 3 model size Remote Chillers
- Can be located up to 50' away from towers
- Remotely locating chiller reduces noise and heat
- Or they can be placed in a well ventilated cabinet
- A single remote chiller can operate two towers
- Average dispensing temps of 34-40 degrees
- Cold Carbonation for ideal sparkling water bubbles

Warranty

- Commercial Warranty: 1 year Parts and Labor
 - Remote UCM units must be used with Crysalli Dispensing towers to be eligible for warranty coverage
- All Residential Units: 1 year Parts 90 days Labor

Prices

- Prices are FOB Hayward, California
- All Prices and specifications are subject to change without notice
- Product found in Auto Quotes
- Contact factory for Minimized Advertising Pricing (MAP) policy

CBR-V1WHT
CBR-V1C



CBR-V2WHT
CBR-V2C



CBR-V3WHT
CBR-V3C



Model	Finish	Description	Size	Shipping Weight	Price
CBR-V1WHT	White	Single Valve, Single Product Cobra Tower, SSQ Adjustable Flow Faucet	15.5" High Tower 18" High Including Faucet Handle 12" Bottle Clearance	11 lbs	\$1,113
CBR-V1C	Chrome			11 lbs	\$1,076
CBR-V2WHT	White	Cobra Tower, Two SSQ Adjustable Flow Faucets Sparkling & Still Water	15.5" High Tower 18" High Including Faucet Handle 12" Bottle Clearance	12 lbs	\$1,470
CBR-V2C	Chrome			12 lbs	\$1,312
CBR-V3WHT	White	Three Valve, Three Product Adjustable Flow Faucets Combination of Sparkling & Still Water	15.5" High Tower 18" High Including Faucet Handle 12" Bottle Clearance	13 lbs	\$2,520
CBR-V3C	Chrome			13 lbs	\$2,467

Towers

CM-1PB



CM-2PB



CM-V2W



CT-2PB



LIT-V2C



LIT-V3C




Model	Finish	Description	Size	Shipping Weight	Price
CM-1PB	Chrome	AquaZone Graphics, Single Product Push Button Counter Mount Dispenser with built in drain. 120v Still Water Only	4.5"W x 9"D x 17"H		\$812
CM-2PB	Chrome	Counter Mount Dispenser, 2 LED Push button valves for Sparkling and Still, Mirror finish, lift off Drip Pan. 115v	10.25"W x 8.25"D x 18.75"H		\$1,417
CM-V2W	Chrome	Counter mount or wall mount dispenser with drip tray Two valve, SSq adjustable flow faucets Sparkling & Still	8"W x 3"D x 15 3/4"H		\$1,119
CT-2PB	Chrome	Column Tower 2 LED push button valves for sparkling and still Mirror finish. 115v	10.25"W x 8.25"D x 14.5"H. 3"Diameter		\$1,526
LIT-V2C	Chrome	2 valve tower Contact Factory for Details			\$2,191
LIT-V3C	Chrome	3 valve tower Contact Factory for Details			\$2,740


3 STEP

Select A Drip/Drain Pan


DP-CT
DP-CT-L/D



RDP-1-SSQ



RDP-3-SSQ



Model	Description	Size	Shipping Weight	Price
DP-CT	Stainless countertop mount drain pan, 1/2" drain pipe	10"W x 3/4"D x 6"H	2 lbs	\$190
DP-CT-L/D	Stainless countertop mount drip pan, no drain	10"W x 3/4"D x 6"H	2 lbs	\$190
RDP-1-SSQ	Flush mount, stainless drain pan and tower mount. For use with CBR-V1 and CBR-V2	12"H x 15"W	4 lbs	\$252
RDP-3-SSQ	Flush mount, stainless drain pan and tower mount. For use with CBR-V3	15"H x 18"W	5 lbs	\$409

4 STEP

Select Your Crysalli Unit

Remote Chiller

CR-UCM1
CR-UCW



CR-UCM2
CR-UCM2-SW-2



Model	Description	Size	Shipping Weight	Price
CR-UCM1	Remote Chiller unit Still & Sparkling 32 ltr per hr @<36° Up to 30ft max trunk line run	12"W x 23.5"D x 21"H	115 lbs	\$4,891
CR-UCM2	Remote Chiller unit Still & Sparkling 64 ltr per hr @<36° Up to 40ft max trunk line run	20"W x 20"D x 20"H	165 lbs	\$5,352
CR-UCW	Remote Chiller unit Still Cold Water Only 10 gal per hr @<40°	12"W x 18.75"D x 21"	115 lbs	\$2,940
CR-UCM2-SW-2	Remote Chiller Two Coil Still Cold Water Only High Capacity For two valve or multi tower applications Up to 40ft max trunk line run	20"W x 20"D x 20"H	150 lbs	\$3,780

–RO: Internal upgrade of chiller for use with Reverse Osmosis Water, Wine or Coffee applications.
See page 13 for pricing addition. Add –RO to the end of the model number.

Countertops

CR-1
CR-1-3V
CR-1SW



CR-1-PB



CR-2
CR-2-3V
CR-2SW



CR-2-PB



Model	Description	Size	Shipping Weight	Price
CR-1	Compact Countertop Sparkling & Still 9.5 lbs ice bank 32 ltr per hr @ <36°	12.5"W x 24"D x 24.5"H (Drip Tray 6")	115 lbs	\$6,237
CR-1-3V	Compact Countertop 3 Valve Sparkling, Still, Ambient Pull Handle Faucets	12.5"W x 24"D x 24.5"H (Drip Tray 6")	115 lbs	\$6,566
CR-1-PB	Compact Countertop Sparkling & Still Push Button Dispensing Valves 32 ltr per hr @ <36°	12.5"W x 24"D x 24.5"H (Drip Tray 6")	115 lbs	\$6,820
CR-1SW	Countertop 1 Series Still Water Only Two valve 10 gal per hr @ 40°	12.5"W x 18.75"D x 25"H	140 lbs	\$4,955
CR-2	Countertop Sparkling & Still Pull Handle Faucets 25 lbs ice bank 64 ltr per hr @ <36°	20"W x 22"D x 24"H (Drip Tray 6")	160 lbs	\$7,093
CR-2-3V	Countertop Sparkling, Still, & Ambient Pull Handle Faucets 64 ltr per hr @ <36°	20"W x 22"D x 24"H (Drip Tray 6")	160 lbs	\$7,319
CR-2-PB	Countertop Sparkling & Still Push Button Dispensing Valve 64 ltr per hr @ <36°	20"W x 22"D x 24"H (Drip Tray 6")	160 lbs	\$7,682
CR-2SW	Countertop 2 Series Still Water Only Two valve 18 gal per hr @ 40°	20"W x 22"D x 24"H	140 lbs	\$5,936

For Self Service application, add -HEX to the end of model number. **Not available for Push Button.**

-RO: Internal upgrade of chiller for use with Reverse Osmosis Water, Wine or Coffee applications.

See page 13 for pricing addition. Add -RO to the end of the model number.

Cabinets

CR-CPS-FS



CR-CPS-DI
CR-CPSW-D1



CR-MCPS



CCP2000-UCR-CBR



Model	Description	Size	Shipping Weight	Price
CR-CPS-FS	Free Standing Cabinet Ice Cooled Cold Plate System with CBR-V2 tower Still & Sparkling 40 lbs Ice Storage	17"W x 24.75"D x 33.25"H	155 lbs	\$6,249
CR-CPS-DI	Drop-In Ice Cooled Cold Plate System with CBR-V2 tower Still & Sparkling	Cut Out 15 3/8"W x 23 3/8"H	175 lbs	\$5,056
CR-MCPS	Self Contained Mobile Cabinet Ice Cooled Cold Plate, with integrated water filter, drain bucket, CO2 Regulator & tank mounting brace	31"W x 26"D x 38"H	150 lbs	\$6,796
CR-CPSW-DI	Drop-in Ice Cooled Cold Plate With CBR-V2 tower Still Water Only 40 lbs ice storage	Cut Out 15 3/8"W x 23 3/8"H	165 lbs	\$4,478
CCP2000-UCR-CBR	CP2000-UCR, CBR-V2C and drain pan integrated into a SS cabinet with built in water filter and CO2 tank mount. Plug and play design. For Low Volume Applications	24"W x 22"D x 38"H Cabinet Add 20.25" H for the CBR-V2C tower	200 lbs	\$9,450

Special Application Units



Model	Description	Size	Shipping Weight	Price
CR-WC3B-UCM2	Water Cart, Three Bottle, Three Station Sparkling & Still Chilled Mobile Dispenser	45"Wx50"Hx22"D	200 lbs	\$16,275

Low Volume Units

CP2000-R-UC-BH

CP2000-SW-BH

CP2000-CT2

CP2000-CT2-PB

CP-JR-CT2FR-PB

CP-JR-CT1SWF



Model

Description

Size

Shipping
Weight

Price

CR-X3PLWF

Low Volume Single spout faucet

Contact Facotory
for Pricing

CP2000-R-UC-BH	Remote Chiller unit, Sparkling & Still bulk head connection point, includes install kit and fittings	11.75"W x 17"D x 16.5"H	85 lbs	\$4,500
CP2000-SW-BH	Remote Chiller unit, Still Chilled Water only bulk head connection, one product outlet	11.75"W x 17"D x 16.5"H	75 lbs	\$2,770
CP2000-CT2	Countertop Sparkling & Still Pull Handle Faucets 50 Cups per hour capacity below 40 degrees	12"W x 21.5"D x 16.5"H	85 lbs	\$5,125
CP2000-CT2-PB	Countertop Sparkling & Still Push Button Dispensing 50 Cups per hour capacity below 40 degrees	12"W x 21.5"D x 16.5"H	85 lbs	\$5,198
CP-JR-CT2FR	JR Model Sparkling and Still 2X0101 Pull Handle faucets and integrated 2FC Filter and 50 PSI H2O regulator	10.75"W x 18.12"D x 14.87"H		\$3,428
CP-JR-CT2FR-PB	JR Model Sparkling and Still 2LED Push Button valves and integrated 2FC filter and 50 psi H2O regulator, and removable drip tray	10.75"W x 18.12"D x 14.87"H		\$3,766
CP-JR-CT1SWF	JR Model Still Chilled water only , 1 X0101 Pull Handle faucet and integrated 2FC filter system	10.75"W x 18.12"D x 14.87"H		\$2,414
CP-JR-CT1SWF-PB	JR Model Still Chilled water only , 1 LED Push Button valve and integrated 2FC filter system	10.75"W x 18.12"D x 14.87"H		\$2,701


–RO: Internal upgrade of chiller for use with Reverse Osmosis Water, Wine or Coffee applications.
See page 13 for pricing addition. Add –RO to the end of the model number.

	Model	Description	Shipping Weight	Price
	CR-KIT-CT	Installation Kit for Countertop units, CR-1 & CR-2 Includes: Flojet Water Pressure Regulator, Watts Back-flow preventer, fittings and oetiker clamps and extra tubing to install the filter systems and Countertop unit	6 lbs	\$483
	CR-KIT-UCM	Installation Kit for Remote Chiller Units, UCM1 & UCM2 Includes: 5ft of CR-4L38 trunkline, Water Pressure Regulator, Back-flow preventer, various fittings and oetiker clamps, extra tubing and insulation to install the filter system, CR-UCM# and CBR-V2C tower	7 lbs	\$625
	CR-KIT-SWCT	Install Kit for Countertop Still water chillers, CR-1SW and CR-2SW. Still Water Only	6 lbs	\$184
	CR-KIT-SWUC	Install Kits for Remote Still water chillers, CR-UCW, CR-UCM2-SW2 & and CP2000-SW-BH. Comes with 5' of CR-4L38 Trunkline. Still Water Only	6 lbs	\$424
	CR-KIT-CPCT	Kit is designed to supply you with the fittings & parts you may need to complete the install of our Everpure CR-14FC Filter system to a Crysalis Countertop CP2000-CT2 with 3/8 John Guest Water Inlet Fitting. CP2000 Series Only	6 lbs	\$176
	CR-KIT-CPUC	Fitting to hook up a CR-14FC Filter system to a Crysalis Countertop CP2000-UC-BH and Tower or Facuet CP2000 Series Only	6 lbs	\$357
	CBR2-FKM	Fitting Kit for adding an additional (2) CBR-V2C tower	6 lbs	\$79
	CR-4L38	Four line insulated trunk line 3/8". Two product, Two re-circulating 5ft is included in Remote Chiller Install kit If Required	2" Diameter 1 lb per ft	\$19 per foot
	CR-3741	Primary High Pressure CO2 Regulator for CO2 Tank	3 lbs	\$113
	CR-T5261SN	Secondary High Pressure CO2 Regulator for split CO2 system	2 lbs	\$95

	Model	Description	Shipping Weight	Price
	CR-24FC	Twin Filter System with Compact Fibredyne filters, 3/4" inlet & outlet. 19" High X 17" Wide 5 gpm, 30,000 gal, TOC & 1/2 micron filtration	11 lbs	\$799
	CR-24FCP	Twin System with Pre Filter and Fibredyne filters, 3/4" inlet & outlet. 19" High x 22" Wide 5 gpm, 30,000 gal, TOC & 1/2 micron filtration	11 lbs	\$908
	CR-14FC	Single Filter System with Compact Fibredyne filters, 3/4" inlet & outlet. 15" High X 8" Wide 2.5 gpm, 15,000 gal, TOC & 1/2 micron filtration For the CP2000 Low Volume Series Only	11 lbs	\$424
	CR-14FCP	Single System with Pre Filter and Fibredyne filters, 3/4" inlet & outlet. 15" High x 14" Wide 2.5 gpm, 15,000 gal, TOC & 1/2 micron filtration For the CP2000 Low Volume Series Only	11 lbs	\$537
	4FC	Replacement Water Filter High Capacity 15,000 gallon Fibredyne Cartridge	1 lbs	\$146
	ECP5-10	Replacement Water Filter Pleated Pre-Filter	1 lbs	\$10.50
	2FC	Replacement Water Filter Compact Fibredyne cartridge for CP-JR models	1 lbs	\$92.60

Additional and custom configured Water Filtration Systems for individual water quality needs are available
The use of Non Crysalli Approved water filter systems can result in undesirable water quality and product performance

Accessories and Upgrades

	Model	Description	Shipping Weight	Price
	CR-ABUCM	Air Baffle Accessory kit for Undercounter models; CR-UCM1 & CR-UCM2. For Undercabinet mount applications		\$116
	CR-WMB1	Wall Mounting bracket for the CR-UCM1	25 lbs	\$383
	CR-WMB2	Wall Mounting bracket for the CR-UCM2	25 lbs	\$383
	-RO	Stainless Steel coils, and pump upgrade to Chiller for use with Reverse Osmosis water, Coffee or Wine applications. Add –RO to the end of the model number.		\$605
	CR-100301-C	Chrome Ergonomic Style Tap Handle 4" Tall Use with CR-SSQ1231 Faucets		\$41
	CR-12K02201	Chrome Plated Brass Handle 2.5" tall		\$42
	CR-PMX-2-FF-48	Water Gun Two Button Sparkling and Still Fast Flow 48" hose		\$477
	CR-WBM-4004	Flavor Shot Bar Gun 5 Button (four flavor syrup, one rinse) regular flow		\$463
	CR-WBM-604	Flavor & Water Bar Gun Six Button (four syrup, one rinse, one sparkling water) regular flow		\$545
	CR-4V-BIB-Kit	Flavor Shot BIB Kit for four flavor Bar Gun Includes; BR2B 2x2 rack, pumps, regulators, tubing and bag connectors. For use with WBM bar guns to dispense BIB flavor additives	125 lbs	\$1,670
	CR-WTRD	Water Blocking Device and Reset. An overflow water safety device that shuts the water off if a major leak occurs		\$105
	CR-LD38JG	For use with CP2000 series systems only Inline Leak detector, and audio alarm and Auto-water shut off device.		\$90
	PASVPP6	Angle Stop Adapter Splice		\$26
	CR-BPFK	Crysalli Water Filter system Bypass fitting kit		\$116

Page Intentionally Left Blank

Page Intentionally Left Blank

Why Crysalli?

- Made in the USA
- 1 Year Parts and Labor Warranty
- All units 120 volts
- NSF/ETL and UL Approved
- City of LA Approved
- Detailed Installation and Fitting Kits
- CO2 Regulators and other accessories
- Comprehensive install instructions
- Multiple dispensing tower selections
- Custom built models and configurations available
- Local availability and support via a nationwide network of distribution companies
- Serviced by a nationwide network of installers and service companies
- Found in AutoQuotes

Crysalli
Artisan Water

www.crysalli.com

510.732.0100

