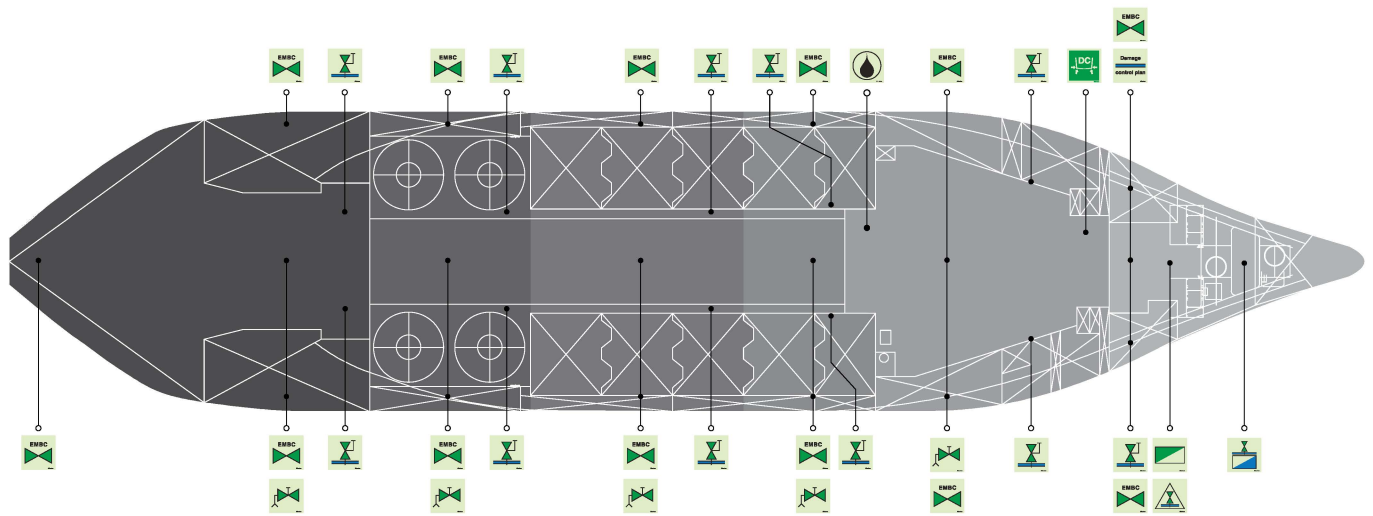


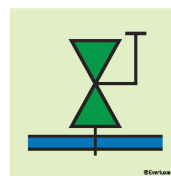
## Damage Control Plan Signs

According to MSC.1/Cir 1245 , the Damage Control Plans should be permanently exhibited or readily available:

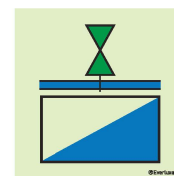
- For passenger ships - on the navigation bridge, as well as in the ship's control station, safety centre or equivalent and;
- For cargo ships - on the navigation bridge, in the cargo control room, all ship's office or other suitable location.



S 15 01  
Damage control plan



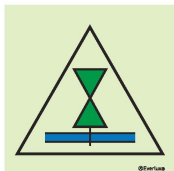
S 15 02  
Bulkhead manual valve/control panel (compartment valves) (black, grey water)



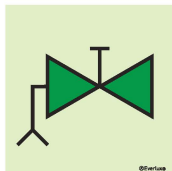
S 15 03  
Bulkhead valve control panel (compartment valves) (black, grey water)




(mm)  
150x150  
200x200




S 15 04  
Watertight partition valves remote control indicator panel



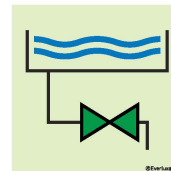
S 15 05  
Manually operated emergency bilge suction valve



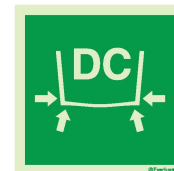
S 15 06  
Manually operated valve



S 15 07  
Water valves control panel




S 15 08  
Swimming pool quick draining valve



S 15 09  
Damage control locker

## Ship Oil Pollution Emergency Plan (Resolution MEP 54(32) amended by MEPC 84(44))



S 15 21  
Ship Oil Pollution Emergency Plan

(mm)  
150x150  
200x200