

❶ MANDATORY ACTION SIGNS (MSS)

Fire and Watertight Door Signs

(mm)
80x80(*)
100x100
150x150
200x200
300x300(**)



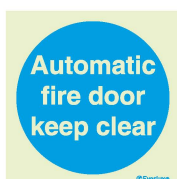
S 34 00



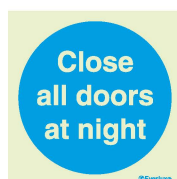
(*),(**) Also available in this size



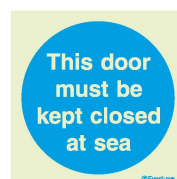
S 34 01



S 34 02



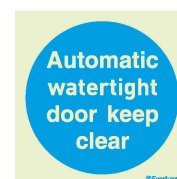
S 34 03




S 34 04




S 34 05



S 34 06




S 34 07



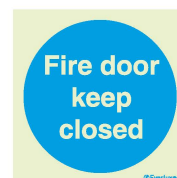
S 34 08



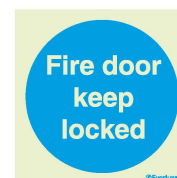
S 34 09



S 34 10



S 34 11



S 34 12



S 34 13



(*) S 34 14



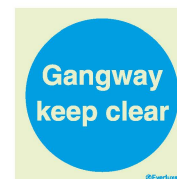
(**) S 34 15



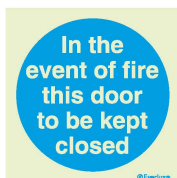
(**) S 34 16




(**) S 34 17



S 34 18



S 34 19



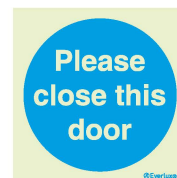
(**) S 34 20



S 34 21



S 34 22



S 34 23




S 34 24



S 34 25



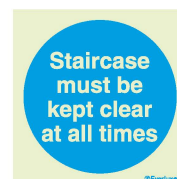
S 34 26



S 34 27



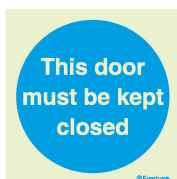
S 34 28




(**) S 34 29



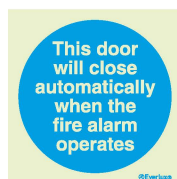
S 34 30



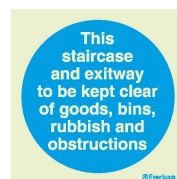
S 34 31



S 34 32



S 34 33




S 34 34




S 34 35



S 34 36



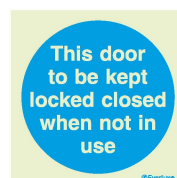
S 34 37



S 34 38



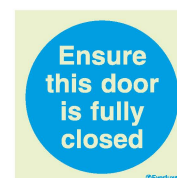
S 34 40



S 34 41




S 34 42



S 34 43

To prevent the obstruction of escape routes, mandatory signs should be permanently fixed on all fire and watertight doors.

Personal Protective Equipment Signs




[*] S 35 01



[mm]
100x100
150x150
200x200
[*]300x300


[*] Also available in this size



[*] S 35 02




[*] S 35 03



[*] S 35 04




[*] S 35 05




[*] S 35 06



[*] S 35 07



S 35 08



S 35 09



S 35 10



S 35 11



S 35 12




[*] S 35 13




S 35 14




[*] S 35 15



[*] S 35 16



S 35 17



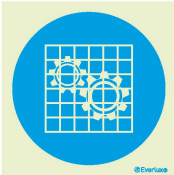
[*] S 35 18




S 35 19




S 35 20



S 35 21



S 35 22




S 35 23



S 35 24



S 35 25



S 35 26



S 35 27



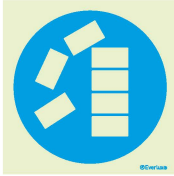
S 35 28



S 35 29



S 35 31



S 35 32

❗ MANDATORY ACTION SIGNS (MSS)

Personal Protective Equipment Signs

(mm)
300x100
400x150
600x200(*)

















(*) Also available in this size














 Head protection must be worn S 35 51	 This is a safety helmet area S 35 52	
 Safety helmets must be worn beyond this point S 35 35	 Eye protection must be worn [*] S 35 53	 Head protection is provided for your safety and must be worn S 35 36
 Eye protection must be worn in this area [*] S 35 54	 Eye protection is provided for your safety and must be worn [*] S 35 60	 Wear goggles [*] S 35 61
 Eye protection must be worn when operating this machine S 35 37	 Ear protection must be worn [*] S 35 55	 Ear protection must be worn in this area [*] S 35 62
 Wear ear protection [*] S 35 63	 Ear protection must be worn when operating this machine S 35 38	 Ear protection is provided for your safety and must be worn S 35 39
 Respirators must be worn S 35 56	 Wear respirator [*] S 35 64	 Masks must be worn when working here [*] S 35 57
 Wear visor S 35 40	 Hand protection must be worn [*] S 35 58	 Wear gloves S 35 65
 Protective footwear must be worn [*] S 35 59	 Lift correctly [*] S 35 66	 Now wash your hands S 35 71
 Use adjustable guard S 35 72	 Wear face shield S 35 73	 Face protection must be worn when welding S 35 86
 Face protection must be worn in this area S 35 87	 Wear safety harness S 35 74	 Harness must be worn S 35 41
 Protective clothing is provided for your safety and must be worn S 35 75	 Wear protective clothing [*] S 35 76	 High visibility clothing must be worn beyond this point S 35 77
 High visibility clothing must be worn in this area S 35 42	 Wear laboratory coat S 35 78	 Wear welding mask [*] S 35 79
 Switch off after use S 35 80	 Keep locked [*] S 35 81	 Sound horn S 35 82
 To be used by trained and authorised personnel only S 35 83	 Oil spill equipment stored inside S 35 88	 Wear helmet S 35 67

To ensure the correct use of protective wear, mandatory signs must be used. Mandatory actions must be marked with mandatory signs










Personal Protective Equipment Signs

 Wear mask S 35 68	 Personal protective equipment is provided. Use it. S 35 69	 Boots must be worn [*] S 35 70	 [mm] 300x100 400x150 [*] 600x200 [*] Also available in this size
 Lifejackets must be worn at all times S 35 43	 Protective clothing must be worn in this area S 35 89	 Protective equipment stored inside S 35 90	
 Think safety S 35 91	 Guards must be used S 35 84	 Guards must be in position before starting S 35 92	
 Pedestrians must use this route S 35 85	 Use this walkway S 35 44	 Use footbridge S 35 45	
 Use handrail S 35 46	 Use barrier cream S 35 47	 Stack correctly S 35 48	

ISPS Code Mandatory Signs

		 This door to be kept locked on security alert S 36 01	 [mm] 300x100 400x150
 All visitors please report to S 36 02	 This door to be kept locked in port S 36 03	 EMERGENCY EXIT KEEP CLEAR S 36 04	
 ESCAPE ROUTE KEEP CLEAR AT ALL TIMES S 36 05	 This door must be kept closed at sea S 36 06	 Keep clear S 36 07	
 Keep shut S 36 08	 Persons entering this area must comply with safety regulations S 36 16	 All visitors report to the duty officer on the bridge S 36 10	

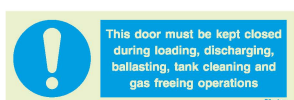
Deck and Engine Room Mandatory Signs

	 CO₂ Protected area On hearing alarm vacate space immediately Close all exits behind you S 36 11	 Gas flood system Protected area On hearing alarm vacate space immediately Close all exits behind you S 36 12	 [mm] 300x100 400x150
 When the plant is not in use gas cylinder valves and other valves shall be shut S 36 13	 Adjust pressure according to the torch in use S 36 14	 Persons entering this area must comply with safety regulations S 36 16	
 Accidents must be reported S 36 17	 Ventilation to be used prior to entry S 36 18	 No fire loop to be isolated without the knowledge of the watch officer. No fire loop to be kept isolated for longer than the period required. Signed _____ Master S 36 19	

MANDATORY ACTION SIGNS (MSS)

Deck and Engine Room Mandatory Signs

(mm)
300x100
400x150



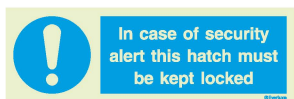
S 36 20



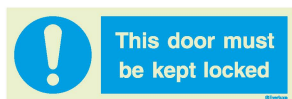
S 36 21



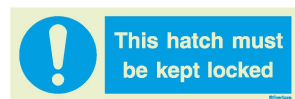
S 36 22



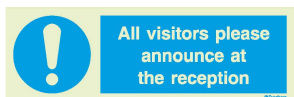
S 35 93



S 35 94



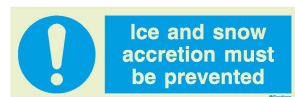
S 35 95



S 35 96



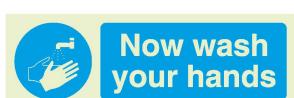
S 35 97




S 35 98

Galley Mandatory Signs

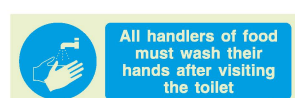
(mm)
300x100
400x150
600x200



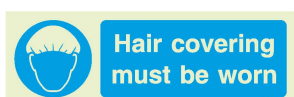
S 35 71



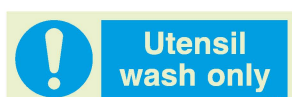
S 36 42



S 36 55




S 36 46



S 36 43



S 36 44



S 36 45



S 36 47



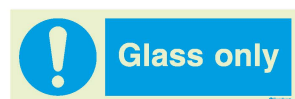
S 36 48



S 36 49



S 36 50



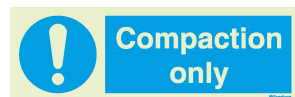
S 36 51



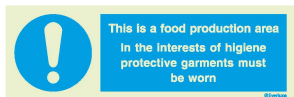
S 36 52



S 36 53



S 36 54



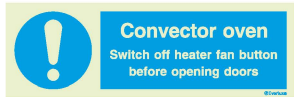
S 36 56



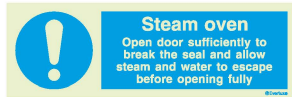
S 36 57



S 36 58



S 36 59



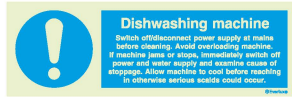
S 36 60



S 36 61



S 36 62



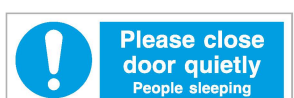
S 36 63



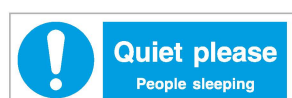
S 36 64

Accommodation Signs

(mm)
300x100
400x150
600x200



S 36 81

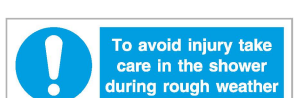


S 36 82



S 36 83

These signs are only available in white rigid plastic and white self-adhesive vinyl.



S 36 84