

## World Class Laundry Equipment


Large Capacity Extractors and Tumblers 20 - 275LB



Standard Capacity




Finishing Equipment




Vended Changers



Lint Filtration



## The Parts That Keep You Going



### Can Our "MISSION CRITICAL" Parts Program Help You

Bearings	Gaskets	Overlays	Solenoids
Belts	Gears	Panels	Spiders
Boards	Guide Tapes	Pressure Switches	Springs
Clutches	Heating Elements	Pulleys	Sprockets
Contactors	Hoses	Pumps	Steam Coils
Cylinders	Inverters	Reed Switches	Steam Traps
Door Locks	Iron Pads & Covers	Relays	Switches
Drain Valves	Irons	Repair Kits	Thermostats
Drums	Keypads	Rollers	Timers
Dryers	Lint Screens	Screws	Transmissions
Fans	Lubricants	Sensors	Trunnions
Filters	Motors	Shocks	Valves

## All Your Laundry Needs From The Leading Manufacturers



## From A Single Source

